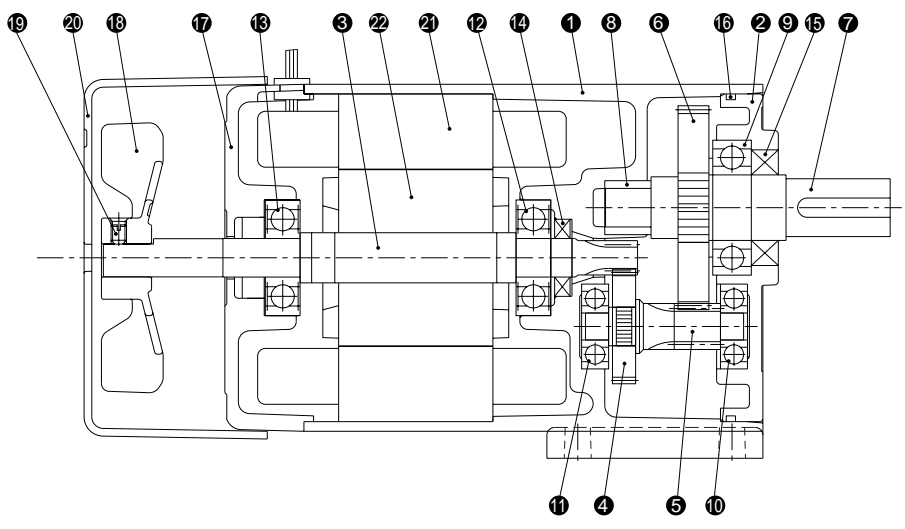


# Structural chart and Nameplate

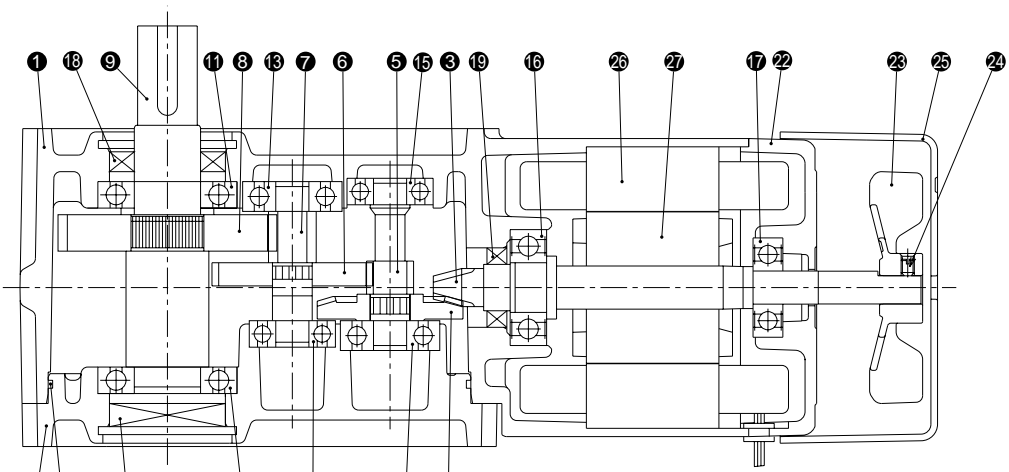
## Parallel Shaft

- Parallel Shaft Performance Table/ Dimension
- Gearmotor with Brake
- Water-resistant Gearmotor with Brake
- Speed Control Gearmotor
- Gearmotor with Clutch/Brake
- GT-Type Gearmotor with Brake
- Right Angle Shaft Performance Table/ Dimension
- Gearmotor with Brake
- With Water-resistant Brake Motor
- Speed Control Gearmotor
- Concentric Hollow Shaft Performance Table/ Dimension
- Gearmotor with Brake
- With Water-resistant Brake Motor
- Speed Control Gearmotor
- Parallel Shaft GTR-L Series Performance Table/ Dimension
- Reversible Gearmotor with Brake
- Speed Control Gearmotor with Brake
- Technical Information
- Standard Motors
- Cautions for Safety
- Option



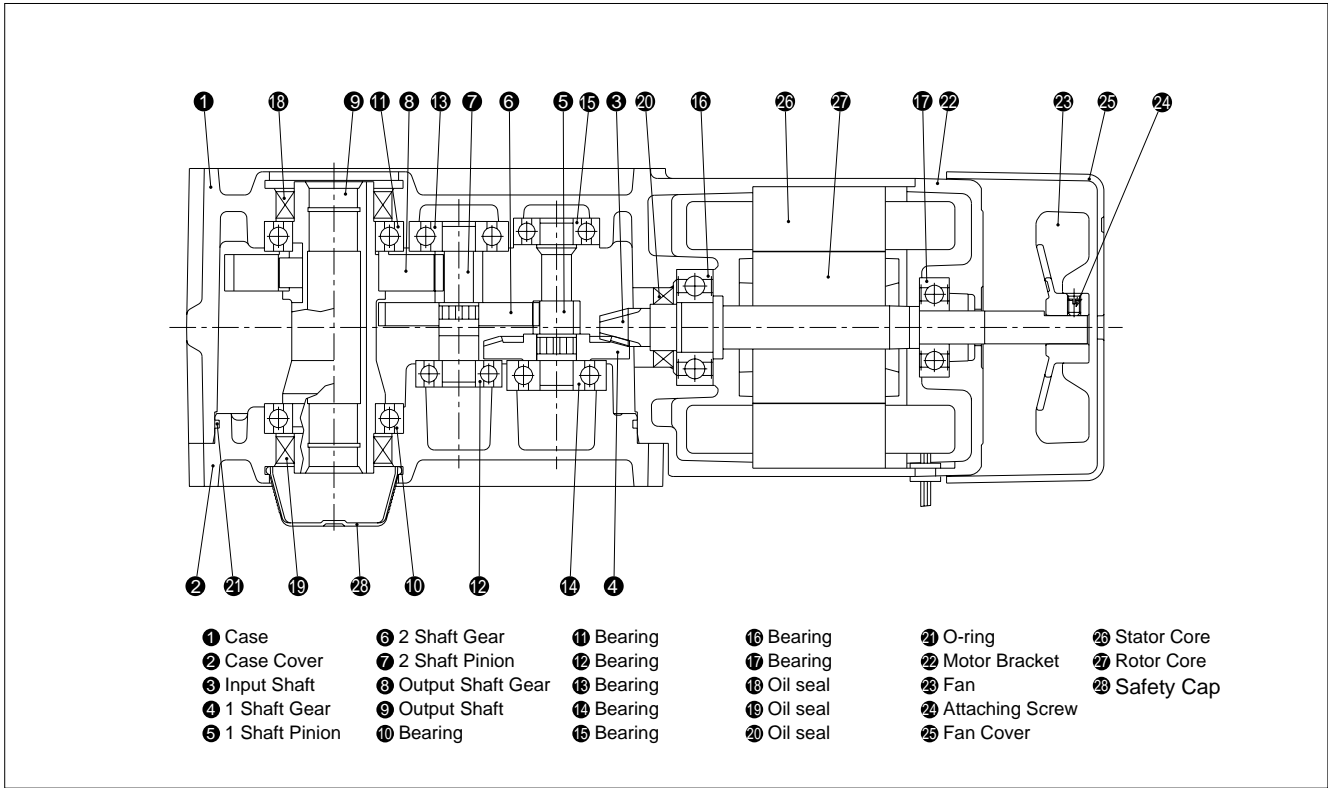
- |                  |                     |            |                   |               |
|------------------|---------------------|------------|-------------------|---------------|
| ① Case           | ⑥ Output Shaft Gear | ⑪ Bearing  | ⑯ O-ring          | ⑳ Stator Core |
| ② Case Cover     | ⑦ Output Shaft      | ⑫ Bearing  | ⑰ Motor Bracket   | ㉑ Rotor Core  |
| ③ Input Shaft    | ⑧ Metal             | ⑬ Bearing  | ⑱ Fan             |               |
| ④ 1 Shaft Gear   | ⑨ Bearing           | ⑭ Oil seal | ㉒ Attaching Screw |               |
| ⑤ 1 Shaft Pinion | ⑩ Bearing           | ⑮ Oil seal | ㉓ Fan Cover       |               |

## Right Angle Shaft (Solid Shaft type)



- |                  |                     |           |            |                   |               |
|------------------|---------------------|-----------|------------|-------------------|---------------|
| ① Case           | ⑥ 2 Shaft Gear      | ⑪ Bearing | ⑯ Bearing  | ㉑ O-ring          | ㉖ Stator Core |
| ② Case Cover     | ⑦ 2 Shaft Pinion    | ⑫ Bearing | ⑰ Bearing  | ㉒ Motor Bracket   | ㉗ Rotor Core  |
| ③ Input Shaft    | ⑧ Output Shaft Gear | ⑬ Bearing | ⑱ Oil seal | ㉓ Fan             |               |
| ④ 1 Shaft Gear   | ⑨ Output Shaft      | ⑭ Bearing | ㉒ Oil seal | ㉔ Attaching Screw |               |
| ⑤ 1 Shaft Pinion | ⑩ Bearing           | ⑮ Bearing | ㉓ Seal Cap | ㉕ Fan Cover       |               |

## Right Angle Shaft( Hollow shaft type )



Parallel Shaft Performance Table/ Dimension

Gearmotor with Brake

Water-resistant Gearmotor with Brake

Speed Control Gearmotor

Gearmotor with Clutch /Brake

GT-Type Gearmotor with Brake

Right Angle Shaft Performance Table/ Dimension

Gearmotor with Brake

With Water-resistant Brake Motor

Speed Control Gearmotor

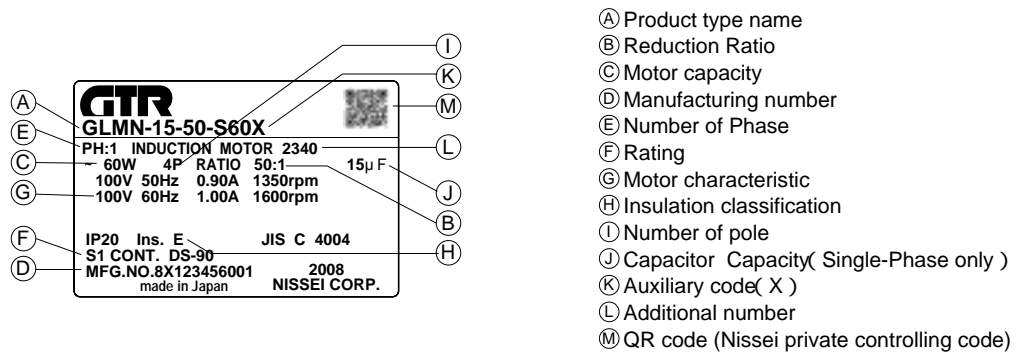
Concentric Hollow Shaft Concentric Solid Shaft Performance Table/ Dimension

Gearmotor with Brake

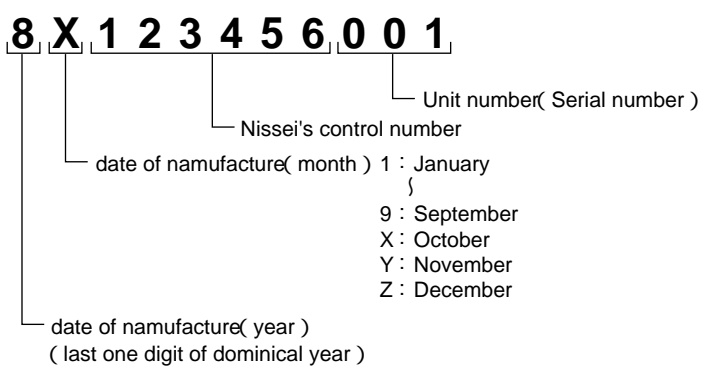
With Water-resistant Brake Motor

Speed Control Gearmotor

## How to read the Nameplate



## How to read the manufacturing number



Parallel Shaft GTR-L Series Performance Table/ Dimension

Reversible Gearmotor with Brake

Speed Control Gearmotor with Brake

Technical Information

Standard Motors

Cautions for Safety

Option